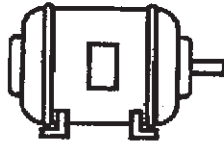
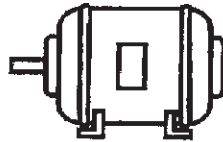


## DIMENSIONS, TOLERANCES AND MOUNTING


### FLOOR MOUNTINGS



ASSEMBLY F-1




ASSEMBLY F-2

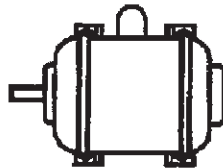


ASSEMBLY F-3


### WALL MOUNTINGS



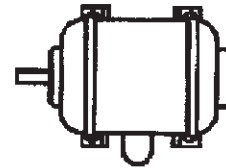
ASSEMBLY W-1




ASSEMBLY W-2



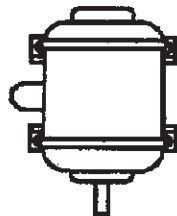
ASSEMBLY W-3



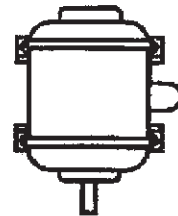
ASSEMBLY W-4



ASSEMBLY W-5



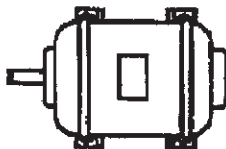
ASSEMBLY W-6




ASSEMBLY W-7



ASSEMBLY W-8



ASSEMBLY W-9



ASSEMBLY W-10



ASSEMBLY W-11



ASSEMBLY W-12

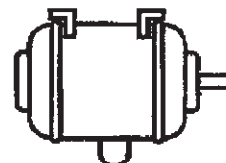
### CEILING MOUNTINGS



ASSEMBLY C-1



ASSEMBLY C-2



ASSEMBLY C-3

Figure 4-6  
MACHINE ASSEMBLY SYMBOLS